

Lotz Armor Edge™ Tops:

Lotz Armor Edge™ top is constructed of 1.125" thick MDF (medium density fiberboard) core. MDF is a superior material for screw holding abilities exceeding 250 lbs., breaking strength and load tests. The back material is phenolic which **prevents moisture penetration** to core material and provides an anti gum surface. The top material is high pressure laminate that is bonded to the **MDF core** making the total thickness of the top at 1.25". The .25" beveled radius edge is finished using our exclusive Lotz Armor Edge™, a polyurea, which is extremely strong and durable. **This edge will not separate from the MDF core material and makes the edge water tight.** Lotz Armor Edge™ comes black standard. Colors available.



3mm Tops:

The core material is 1.125" thick particle board with a phenolic backer sheet and high pressure laminate on top making the total top thickness at 1.25". Matching WB Standard 3mm PVC edge banding is applied to all sides, radius corners.



Optional top surface choices include writable surface laminate or chemical resistant laminate and most Wilsonart matte (-60) finish laminates with possible up charges. Other vendors available upon request.

Shipping Class: 70

NMFC: Tops: 83620-2 Legs: 097720

Assembly: Unassembled


Standard Features:



Adjustable legs adjust in 1" increments



Pin adjustable legs adjust in 1" increments



Legs positioned at widest point of table for stability and attached via threaded metal inserts and bolts



1.375" non-marring glide (Optional ONLY on the ELS -FX & ELS -MJA)



2.5" Grand Hank glide (-HG) (Standard ONLY on the ELS -FX & ELS -MJA)

Legs:

Legs are 14-gauge steel tubes which are fully welded to a triangular 10-gauge mounting plate, 1"(ELO) or 1.75"(ELP & ELS) x 14-gauge insert. The mounting plate is secured to the top with six metal-to-metal threaded inserts and 1/4-20x15mm joint connector bolts (included). Legs are positioned at the widest point of the table to improve stability and to provide more knee clearance. Finish colors are powder-coated smooth silver (G4) or textured black finish (09). See chart below for color availability for each leg type. Finished off with a 1 3/8" adjustment nylon glide with 3/8-16 thread x 1". (Grand Hank glides are standard on the ELS fixed and Mini Jr. adjustable legs.)

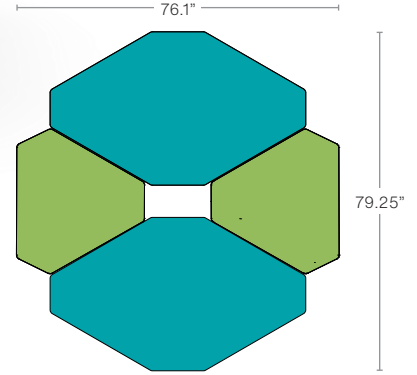
ELO® Leg Options

(G4) Smooth Silver (standard) (09) Textured Black

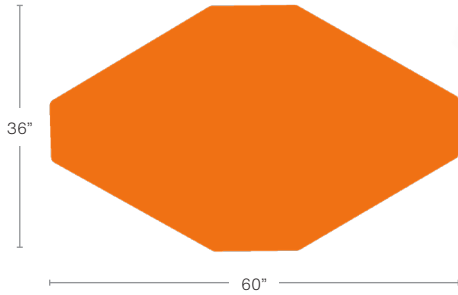
ELO	ELP	ELS	ELS	ELS
-ADJ/-EJA*	-ADJ/-EJA*	-ADJ/EJA*	-FX	-MJA*
1.25"	2" Pin Adjustable	2" Adjustable	2" Fixed	2" Adjustable
Adjustable	Straight	Straight	Straight	Mini Junior
Square Legs	Round Legs	Round Legs	Round Legs	Straight Round Legs
-ADJ: 26.25 - 31.25"	-ADJ: 26.25 - 40.25"	-ADJ: 26.25 - 41.25"	29.36"	12 - 19"
-EJA: 21.25 - 26.25"	-EJA: 20.25 - 30.25"	-EJA: 21.25 - 34.25"		

*Heights listed above are for overall table height with standard glides. For overall table height with casters, add 2.11". Height remains the same when adding casters to ELS -FX Legs.

ELO® Double Diamond Table specifications



(2) ELO® Double Diamond Tables
(2) ELO® Diamond Desks



Pre-Kindergarten

Lotz AE™ Top	AE™ Wgt	3mm Top	3mm Wgt	Description	Top D"x L"	Table H"	Table H" w/ Casters (not included in price)
ELS7319-MJA	72	ELS6319-MJA	69	4 Mini Jr. Adj. Straight Round Legs	36 x 60	12 - 19	14.11 - 21.11

Pre-Kindergarten - 3rd Grade

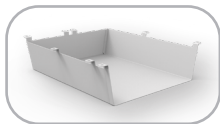
Lotz AE™ Top	AE™ Wgt	3mm Top	3mm Wgt	Description	Top D"x L"	Table H"	Table H" w/ Casters (not included in price)
ELO7319-EJA	70	ELO6319-EJA	67	4 Jr. Adj. Square Legs	36 x 60	21.25 - 26.25	23.36 - 28.36
ELS7319-EJA	78	ELS6319-EJA	75	4 Jr. Adj. Straight Round Legs**	36 x 60	21.25 - 34.25	23.36 - 36.36
ELP7319-EJA	76	ELP6319-EJA	73	4 Jr. Pin Adj. Straight Round Legs**	36 x 60	20.25 - 30.25	22.36 - 32.36

4th Grade and Up

Lotz AE™ Top	AE™ Wgt	3mm Top	3mm Wgt	Description	Top D"x L"	Table H"	Table H" w/ Casters (not included in price)
ELO7319-ADJ	72	ELO6319-ADJ	69	4 Adj. Square Legs	36 x 60	26.25 - 31.25	28.36 - 33.36
ELS7319-FX	72	ELS6319-FX	69	4 Fixed Straight Round Legs	36 x 60	29.36	29.36
ELS7319-ADJ	80	ELS6319-ADJ	77	4 Adj. Straight Round Legs**	36 x 60	26.25 - 41.25	28.36 - 43.36
ELP7319-ADJ	80	ELP6319-ADJ	77	4 Pin Adj. Straight Round Legs**	36 x 60	26.25 - 40.25	28.36 - 42.36

**Sit to stand

Optional Features:



Steel book box
14.83" x 19.12" x 4.25" (-AB)
20" x 18.31" x 4.44" (-DB)
14.75" x 16.31" x 4.19" (-LB)



Wire basket (-LW)



Tote tray kit (-TB_)
(Translucent is standard, see catalog for color selection)



Backpack hook (-BPH)
Grommet (-GR)



Power modules (See catalog for module options)



1.5" Soft Touch glide (-FG)
Steel glide (-SG)



1.375" non-marring glide
(Optional ONLY on the ELS -FX & ELS -MJA)



2.5" Grand Hank glide (-HG)
(Standard ONLY on the ELS -FX & ELS -MJA)



Dual wheel soft tread locking caster (-CA)
Wheelbarrow option (-2CA)



Markerboard top (-_MB)
BLACK chemical resistant top (-09C)

V031721 Version subject to change