

## specifications

### General Locker

#### Nominal Dimensions:

- Width: 12, 15, 18, 21, 24
- Depth: 12, 15, 18, 21, 24
- Height: 48, 60, 72, 84

#### Assembly:

- Factory assembled

#### Platform Base:

- Field installed and/or fabricated, plywood or decorative kick trim available

#### Platform Base nominal dimensions:

- Height: 4" nominal
- Width: 3" less than locker depth (i.e. 21" d locker = 18" w (deep) platform base)
- Length: Full length of locker run except at finished ends – 1/2" recess at finished ends

#### Typical Configurations at 72" tall locker:

- 1 Door: 1 fixed shelf above 2 coat hooks, keyed lock, number plate
- 2-3 Doors: 2 coat hooks, keyed lock, number plate
- 4-6 Doors: keyed lock, number plate
- 2 Door Z: (available in a laminate flat slab) 1 coat

hook, keyed lock, number plate, European hinge

#### Handle & Lock Placement:

- Field Installed
- Factory located, typically centered vertically along edge of door, with consideration given to lock type, pull or knob style, mirrors and other accessories

#### Fillers, End Panels and Similar Accessories:

- Field installed or fabricated except as noted below
- Field supplied installation hardware, fasteners and cleats

#### Materials:

- As noted below
- FSC Certified, moisture resistant materials available

### Interiors

#### Sides, Shelves, Partitions:

- 3/4" thick, 45 lb density, industrial grade particle board core, white melamine, both faces

#### Back:

- 1/2" thick 45 lb density, industrial grade particle board core, white melamine, both faces
- Recessed 3/8"

#### Case Edges:

- Front Edge: PVC, Veneer
- Top, bottom and back edges not banded

#### Venting Recess:

- Top, bottom and horizontal partitions; 3/8"

### Locks and Exterior Accessories (Field Installed)

#### Keyed Deadbolt :

- Two keys supplied per lock

#### Cam Padlock Hasp:

- Protective, clear cover plate to prevent owner supplied lock from damaging decorative surface of the door, affixed with four fasteners, stainless steel and brass cover plates also available

#### Keyed Combination Lock:

- Three number combination, five changeable combination choices, two master keys supplied per job

#### Electronic Keypad Lock:

- Keypad with input button, manual turn knob with cam lever assembly, control key override, 4-digit user code, 6-digit control code (Call for availability)

#### Coat Hook:

- Two single-prong chrome or brass, side mounted in compartments that exceed 30" in height

#### Number Plates: Field Installed:

- 1" x 2" chrome or brass with black numbers, factory located with pre-drilled holes, field installed with black fasteners

### Fillers and Sloped Tops (Field Installed)

#### End Panels:

- Style/Material (see door section for construction): high pressure laminate, wood veneer, wood raised panel

#### Corner Top Filler Panel:

- 27" x 27" melamine (field supplied mounting hardware/cleats)

#### Filler Panel:

- 12" wide by the height of the locker, matches door stock

#### Sloped Top: available in flat slab only

- 1" deeper than the locker depth to allow for a 6" rise in back
- One, 8' panel; two, triangle end panels; L-brackets (mounting hardware/cleats)

#### Vertical Corner Filler:

- Field fabricated "L" from 12" wide filler panels as described above

### Hardware

#### Hinges:

- Mounted right or left (right typical)
- Blum European style clip hinge with separate base plate, 120° opening, adjustable in all planes of operation
- Two hinges on doors up to 42" long, three hinges on doors that exceed 42" long; louver and other styles available
- Nickel finish

### Doors

#### Number of Doors: 1, 2, 3, 4, 5, 6 and 2 Door Z

#### Reveal: 1/8" all around

#### Style / Material:

- High pressure laminate flat slab
- Wood veneer flat slab
- Wood raised panel

#### High Pressure Laminate Flat Slab Doors, End Panels and Acces.

#### Core:

- 3/4" thick, 45 lb density industrial grade particle board core, decorative high pressure laminate face, balancing backer

#### Edges:

- PVC or veneer

#### Veneer Flat Slab Doors and End Panels:

#### Core:

- 3/4" thick 45 pound medium density fiberboard laminated on both sides with A-1 grade wood veneer

#### Edges:

- PVC or veneer

#### Clear Coat:

- Two coats of clear catalyzed lacquer all veneer surfaces, scuff sanded between coats

#### Stain:

- Stain formulation must be clearly documented to describe materials, suppliers and mixing ratios

#### Wood Raised Panel Doors and End Panels

#### Framing:

- 3/4" thick select solid wood stiles and rails, 2 1/4" wide, typical

#### Panels:

- Solid wood or veneer composite center, sized to allow for expansion and contraction within the stiles and rails

#### Profile / Style:

- Square raised panel with radius edges, 50/50 split with center rail for doors over 42" long, louver and other styles available

#### Clear Coat:

- Two coats of clear catalyzed lacquer on all surfaces, scuff sanded between coats

#### Stain:

- Stain formulation must be clearly documented to describe materials, suppliers and mixing ratios

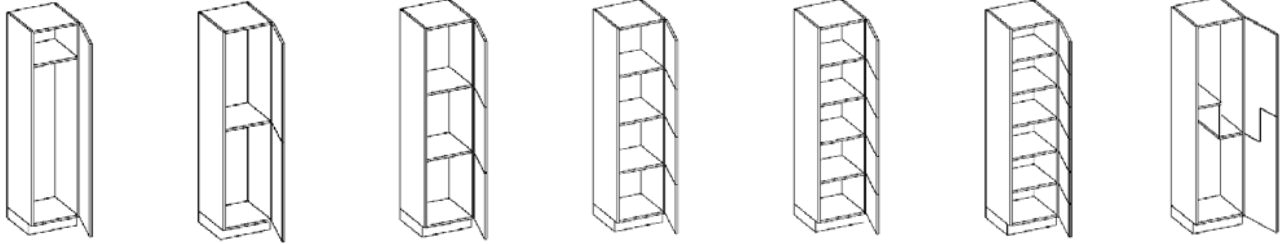
### Accessories

**Cantilevered Shelf**  
**Fixed Shelf**  
**Lock Box Unit**  
**Shoe Shelf Cubbies**  
**Knob**  
**Lever Handle**  
**5"x7" Mirror**

**Adjustable Shelf**  
**Garment Rod with Hooks**  
**Drawer with or without Lock**  
**Name Plate**  
**Wire Pull**  
**4" Kick Trim**

Digilock® is a registered trademark of Digilock

# specifications




Model #	Model #	Model #	Model #	Model #	Model #	Model #
<b>1T - 1 Tier</b>	<b>2T - 2 Tier</b>	<b>3T - 3 Tier</b>	<b>4T - 4 Tier</b>	<b>5T - 5 Tier</b>	<b>6T - 6 Tier</b>	<b>2DZL - Double Z</b>
W: 12, 15, 18, 21, 24" H: 48, 60, 72, 84" D: 12, 15, 18, 21, 24" 1 Compartment with: Shelf, Door, Right European Hinge, 2 Coat Hooks	W: 12, 15, 18, 21, 24" H: 48, 60, 72, 84" D: 12, 15, 18, 21, 24" 2 Compartments each with: Door, Right European Hinge, 2 Coat Hooks	W: 12, 15, 18, 21, 24" H: 48, 60, 72, 84" D: 12, 15, 18, 21, 24" 3 Compartments each with: Door, Right European Hinge, 2 Coat Hooks	W: 12, 15, 18, 21, 24" H: 48, 60, 72, 84" D: 12, 15, 18, 21, 24" 4 Compartments each with: Door, Right European Hinge	W: 12, 15, 18, 21, 24" H: 48, 60, 72, 84" D: 12, 15, 18, 21, 24" 5 Compartments each with: Door, Right European Hinge	W: 12, 15, 18, 21, 24" H: 48, 60, 72, 84" D: 12, 15, 18, 21, 24" 6 Compartments each with: Door, Right European Hinge	W: 12, 15, 18, 21, 24" H: 48, 60, 72, 84" D: 12, 15, 18, 21, 24" 2 Compartments each with: Door, Right European Hinge, 2 Coat Hooks (Available in lami- nate doors only)

## Finish Panels:




Model # CF	Model # KT	Model # ST	Model # FL	Model # FEP	Model # ULB
W: 12, 15, 18, 21, 24" H: 48, 60, 72, 84" D: 12, 15, 18, 21, 24" Corner Filler, White Melamine, Raw Edges, Field Assembly Required	W: 12, 15, 18, 21, 24" H: 48, 60, 72, 84" D: 12, 15, 18, 21, 24" Kick Trim, Raw Edges, One Face is Finished, Field Cutting Required	W: 12 to 48" (3" increments) H: As Needed D: As Needed Sloped Top, 1.75" Front Face, Vertical Wood Grain (flat panel with horizontal grain available upon request)	W: 3, 6, 12, 24" H: 96" D: 0.75" Filler Panel, Finished on Short Edges and One Face Field Cutting Required	W: 0.75" H: As Needed D: As Needed Finished End Panel, Finished on One Face and 3 Edges	W: 96" H: 4, 6" D: Based on locker depth Plywood Ladder Base, Unfinished Plywood Strips Field Assembled Covers 8 Linear Feet

## Locker Configurations:



Available in 1-6 doors  
or 2-door Z.  
Customization available.  
(Z door available in laminate only).

## Panel Options:



## World Famous Locker Features:



Standard keyed deadbolt (Pull  
required with this lock)



Knob pull (option)



Contemporary pulls  
(option)



Recessed pull (option)



Cam padlock hasp  
(optional with or w/o pull)



Number plates (optional  
round or rectangular)




Keyed combination  
lock (optional)



Zephyr Electronic Lock\*\*  
(optional)



6-point adjustable  
hinge (standard)



Built in door vent  
(standard)



Garment rod  
(optional)



Coat hook (2 standard  
on 1, 2 & 3 Tier)

\*\*ADA locks available upon request. Contact Customer Service for availability.

V053017 Specs subject to change.