

Design a LOBO Table Worksheet

Dealer Name _____
 Project Name _____
 Project Location _____
 Contact Name _____
 Contact Phone Number _____
 Contact Email _____

Delivery Date _____
 Drawings Required YES or NO
 Number of Phases _____
 Project Completion _____
 Quote Needed By _____
 Quantity Requested _____

Example

LOBO Table with Phenolic Top
Model # : LOB 8 082 - ADJG4 - G4

LOB8082-ADJG4-G4



Leg Style	Top	Shape Code	Leg Hgt.	Leg Color	Surface Color	Edge Color	Accessories					
1	2	3	4	5	6	7	8					
XXX	X	XXX	XXX	XX	XX	XX	XX	XX	XX	XX	XX	XX

Choose one red box for each section.







1 Table Style

LOB

2 Top

- 6  Laminate with 3mm
 7  Laminate with Beveled Lotz AE™
 SR  Stainless Steel
 8  Lab Top
 9  Hardwood

3 Shape Code

-  Rectangle
 Use Catalog to determine Top DxL
-  Round*
 36" (190) 42" (191) 48" (192) 60" (194)
-  Trapezoid*
 24"x48" (212) 30"x60" (211)
-  220 Kidney**
  226 Horseshoe**
  250 Clover**

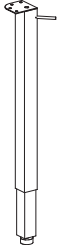
* Only available in Phenolic or Laminate.

** Only available in Laminate.

4 Leg Style

-ADJ: Adjustable

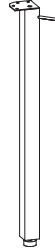
• 1.5" square steel tube(22.5"-36.5")



* Only available in Black

-FX: Fixed

• 1.5" square steel tube(28.5")



Custom Fixed Hgt.

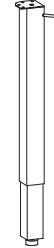
-ALR: Round Adj.

• 2" round steel tube(22.25"-36.25")



-ABP: Adj. Big Paw*

• 2" Big Paw steel tube(22.25"-36.25")



5 Leg Color

-G4: Smooth Silver



-09: Textured Black



6 Surface Color (IF LAMINATE WAS SELECTED CHOOSE ONE OF THE FOLLOWING)

HPL Options - Stock and Standard*

 (-KA) WB Kensington Maple	 (-94) WB Fusion Maple	 (-32) WB Bannister Oak	 (-Z09) WB American Cherry	 (-AA) WB Wild Cherry	 (-66) WB Montana Walnut	 (-09) WB Black	 (-25) WB Grey Nebula	 (-05) WB Dove Grey	 (-03) WB White
 (-EM) WB Khaki Brown	 (-04) WB Almond	 (-A28) WB Orange Grove*	 (-60) WB Hollyberry*	 (-HL) WB Woolamai Brush*	 (-A41) WB Ocean*	 (-A40) WB Island*	 (-14) WB Lapis Blue*	 (-A18) WB Sol*	 (-D08) WB Eggplant*
 (-A02) WB Asian Night*	 (-TY) WB Grey Mesh*	 (-M9) WB Pewter Mesh*	 (-B58) WB Burnt Strand*	 (-R01) WB Blue Agave*	 (-C63) WB Amarena*	 (-B32) WB Wheat Strand*	 (-W1) WB Desert Zephyr*	 (-C64) WB Rugged Linen*	 (-A81) WB Pinball*

*Quantities, sizes and lead times vary. Contact Customer Service for lead time.

White Markerboard Surface Color Option

-52MB: White* Markerboard

*Other markerboard colors available, contact Estimating Dept.

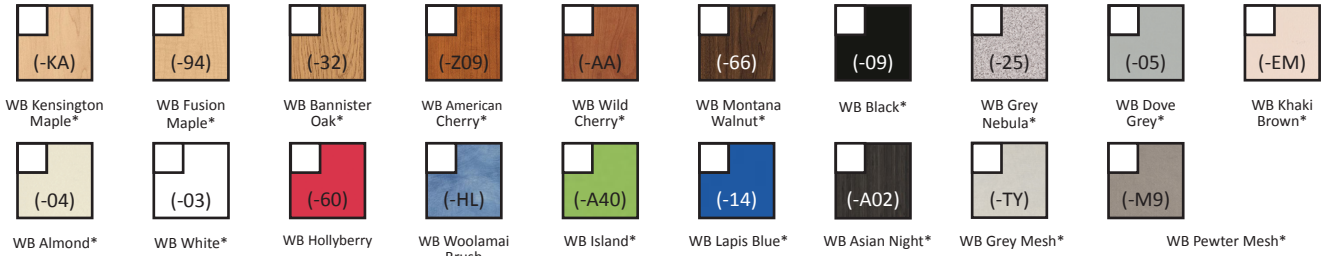
OR

Other HPL Color Choices*

*Go to Wilsonart.com for other color choices. (Please write color code on above line)

7 Edge Color (CHOOSE ONE of the following: 3mm PVC, Lotz Armor Edge™ Color or call Estimating for other color choice)

3mm PVC (Standard Edge Band Options)



*Stocked in limited sizes & quantities. Contact Customer Service for lead time.

Lotz Armor Edge™ Color Options



Other 3mm PVC Color Choices*



*Go to Rahau.com for other color choices. (Please write color code on above line)

*Colors may be limited based on quality and available sizes. Contact out Estimating Dept. for availability. (800.242.2303)

8 Accessories

Glide/Caster Options: (Choose One)

- Standard Glide
- CA: Locking Casters
- HG: Grand Hank Glide
- SG: Steel Glide

Misc. Options: (May choose both.)

- BPH: Backpack Hook Qty. _____
- GR: Grommet

Storage Options: (Choose One)

- GTR: Full Color Tote Runners Only
- TGT: Full Color Tote Tray Kit (Translucent)
- TGY: Full Color Tote Tray Kit (Sunshine Yellow)
- TGB: Full Color Tote Tray Kit (Royal Blue)
- TGC: Full Color Tote Tray Kit (Cyan Blue)
- TGG: Full ColorTote Tray Kit (Grass Green)
- TGR: Full ColorTote Tray Kit (Flame Red)
- TGO: Full ColorTote Tray Kit (Tropical Orange)
- TGP: Full Color Tote Tray Kit (Plum Purple)
- TGL: Full ColorTote Tray Kit (Lime Jolly)

Power Options: (Choose one.)



-EC: Eclipse™



-DZ: Dean Z



-HQ: Byrne HQ™



-AZ: Axil® Z



-HEM: Hemisphere™

No Power Option

Other Personalized Options: (Enter Quantity)

- Power USB Charger
- Open Data HDMI

Custom Options: (Briefly describe)