

Design a UNE-T Workstation

Dealer Name _____
 Project Name _____
 Project Location _____
 Contact Name _____
 Contact Phone Number _____
 Contact Email _____

Delivery Date _____
 Drawings Required YES or NO
 Number of Phases _____
 Project Completion _____
 Quote Needed By _____
 Quantity Requested _____

Example

UNE-T Workstation
Model #: UWS 6 071- ADJG4 - HL - 09
 UWS6071-ADJG4-HL-09



Product Code 1	Top 2	Shape Code 3	Leg Hgt. 4	Leg Color 5	Surface Color 6	Edge Color 7	Accessories 8				
XXX	X	XXX	XXX	XX	XX	XX	XX	XX	XX	XX	XX


Choose one box for each section.

1 Product Code


UWS: UNE-T Workstation

2 Top

6 **7**




Laminate with
3mm



Laminate with
Beveled Lotz AE™

3 Shape Code



Rectangle
See Chart to
determine Top DxL

UNE-T Original Leg

<u>Shape Code</u>	<u>Size D"x L"</u>
067	24" x 36"
069	24" x 48"
071	24" x 60"
072	24" x 72"

UNE-T Double T Leg

<u>Shape Code</u>	<u>Size D"x L"</u>
080	30" x 48"
082	30" x 60"
083	30" x 72"

Design a UNE-T Workstation

4 Leg Height

-ADJ: Adjustable

-ADJSUF: Stand Up, Adjustable

For 20" - 24" Depth



For 30" Depth*

* Only available in Smooth Silver



* Only available in Smooth Silver


5 Leg Color

-G4: Smooth Silver 

-09: Textured Black 

6 Surface Color (IF LAMINATE WAS SELECTED CHOOSE ONE OF THE FOLLOWING)

HPL Options - Stock and Standard*

 (-KA) WB Kensington Maple	 (-94) WB Fusion Maple	 (-32) WB Bannister Oak	 (-Z09) WB American Cherry	 (-AA) WB Wild Cherry	 (-66) WB Montana Walnut	 (-09) WB Black	 (-25) WB Grey Nebula	 (-05) WB Dove Grey	 (-03) WB White
 (-EM) WB Khaki Brown	 (-04) WB Almond	 (-A28) WB Orange Grove*	 (-60) WB Hollyberry*	 (-HL) WB Woolamai Brush*	 (-A41) WB Ocean*	 (-A40) WB Island*	 (-14) WB Lapis Blue*	 (-A18) WB Sol*	 (-D08) WB Eggplant*
 (-A02) WB Asian Night*	 (-TY) WB Grey Mesh*	 (-M9) WB Pewter Mesh*	 (-B58) WB Burnt Strand*	 (-R01) WB Blue Agave*	 (-C63) WB Amarena*	 (-B32) WB Wheat Strand*	 (-WI) WB Desert Zephyr*	 (-C64) WB Rugged Linen*	 (-A81) WB Pinball*

*Quantities, sizes and lead times vary. Contact Customer Service for lead time.

White Markerboard Surface Color Option

-52MB: White* Markerboard

*Other markerboard colors available, contact Estimating Dept.

OR

Other HPL Color Choices*

*Go to Wilsonart.com for other color choices. (Please write color code on above line)

7 Edge Color (CHOOSE ONE of the following: 3mm PVC, Lotz Armor Edge™ Color or call Estimating for other color choice)

3mm PVC (Standard Edge Band Options)

 (-KA) WB Kensington Maple*	 (-94) WB Fusion Maple*	 (-32) WB Bannister Oak*	 (-Z09) WB American Cherry*	 (-AA) WB Wild Cherry*	 (-66) WB Montana Walnut*	 (-09) WB Black*	 (-25) WB Grey Nebula*	 (-05) WB Dove Grey*	 (-EM) WB Khaki Brown*
 (-04) WB Almond*	 (-03) WB White*	 (-60) WB Hollyberry	 (-HL) WB Woolamai Brush	 (-A40) WB Island*	 (-14) WB Lapis Blue*	 (-A02) WB Asian Night*	 (-TY) WB Grey Mesh*	 (-M9) WB Pewter Mesh*	

*Stocked in limited sizes & quantities. Contact Customer Service for lead time.

Lotz Armor Edge™ Color Options

 (-09) Black*	 (-S04) Dove Grey	 (-S05) Slate Grey	 (-S03) Indigo	 (-S07) Plum
--	--	---	---	---

*Colors may be limited based on quality and available sizes. Contact out Estimating Dept. for availability. (800.242.2303)

Other 3mm PVC Color Choices*

*Go to Rahau.com for other color choices. (Please write color code on above line)

8 Accessories

Glide/Caster Options: (Choose One)

- Standard Glide
- CA: Locking Casters
- HG: Grand Hank Glide
- SG: Steel Glide

Misc. Options: (May choose both.)

- BPH: Backpack Hook Qty. _____

Storage Options: (Choose One)

- GTR: Full Color Tote Runners Only
- TGT: Full Color Tote Tray Kit (Translucent)
- TGY: Full Color Tote Tray Kit (Sunshine Yellow)
- TGB: Full Color Tote Tray Kit (Royal Blue)
- TGC: Full Color Tote Tray Kit (Cyan Blue)
- TGG: Full Color Tote Tray Kit (Grass Green)
- TGR: Full Color Tote Tray Kit (Flame Red)
- TGO: Full Color Tote Tray Kit (Tropical Orange)
- TGP: Full Color Tote Tray Kit (Plum Purple)
- TGL: Full Color Tote Tray Kit (Lime Jolly)
- TB: Clear View Tote Kit
- TR: Clear View Tote Runners Only
- AB,-DB,-LB: Book Boxes
- LW: Wire Baskets

Power Options: (Choose one.)



-EC: Eclipse™



-DZ: Dean Z



-HQ: Byrne HQ™



-AZ: Axil® Z



-HEM: Hemisphere™

No Power Option

Other Personalized Options: (Enter Quantity)

Power USB Charger

Open Data HDMI

Custom Options: (Briefly describe)